


Quadrus Slim One



Quadrus Slim One 1800↓ × 600↔ S1
colour: Metallic Black

Angled integrated thermostatic valve set with immersion tube, right, chrome
Integrated pipe-masking set, chrome
ONE heating element

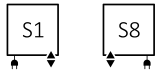


Quadrus Slim One

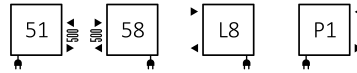


Projekt : *Terma*

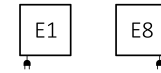
Standard connections:



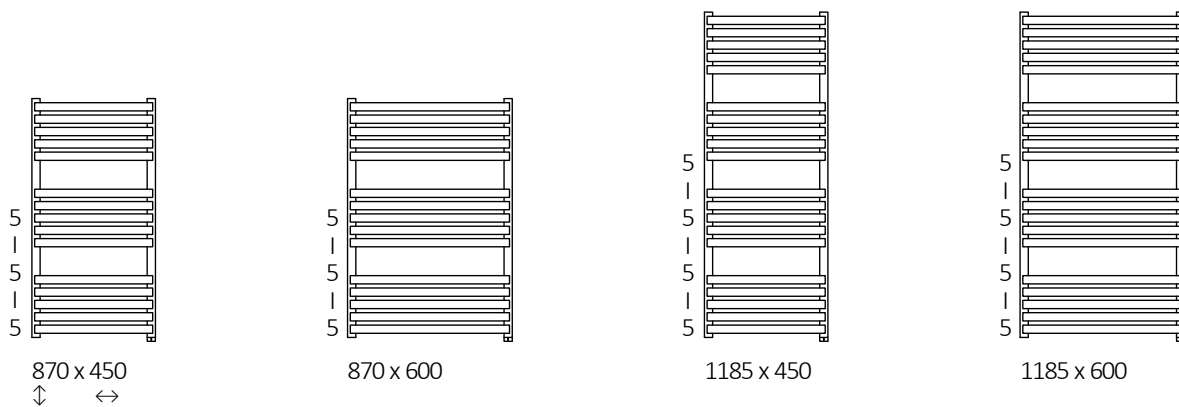
Optional connections:



Electric radiators:






Available sizes:



Specifications:

Working pressure: 1000 kPa Maximum operating temperature: 82°C

A ↓ [mm]	B ↔ [mm]	75/65/20°C [W]	55/45/20°C [W]	 [W]	D [mm]	E [mm]	F [mm]	 [dm³]	 [kg]	Product Code <small>configuration code p. 5</small>
farba proszkowa										
870	450	409	217	400	420	720	75	2,53	8,81	WZQSN087045
870	600	559	296	600	570	720	75	2,96	10,81	WZQSN087060
1185	450	537	278	600	420	1035	75	3,43	11,76	WZQSN118045
1185	600	734	379	800	570	1035	75	4,00	14,43	WZQSN118060

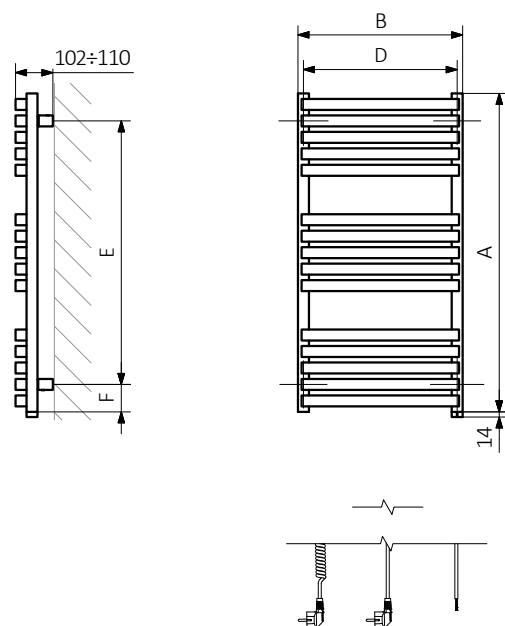
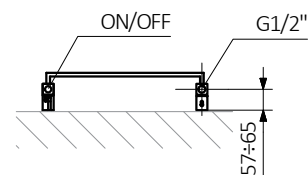
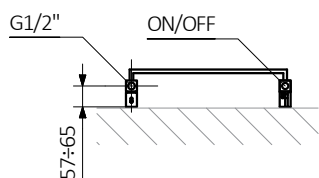
Quadrus Slim One



Technical drawing:

S8

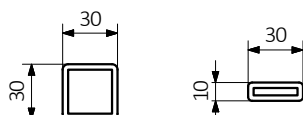
S1



A – Height B – Width C1-C5 – Distance between pipe centres D – Horizontal distance between mounting bracket centres
E – Vertical distance between mounting brackets F – Distance between a mounting bracket and the bottom of the radiator

Collector:

Pipe:



Quadrus Slim One



In the table with technical data, the last column lists product codes. When placing an order, please remember to quote the product code followed by the configuration code as shown in the diagram below:

The construction of a configuration code of a water radiator with a built-in One heating element:

WZQSN087045

PRODUCT CODE
(located in the table for the product)

K916S1

CONIGURATION CODE
(supplemented by hand)

Cable Type

W – straight cable with plug
P – straight cable without plug
U – spiral cable with plug

Example Configuration

K 916 S1 W

Package code Plate color code Connection code Cable Type code
K - carton box

The Construction of the product and configuration code for a radiator with the built-in heating element ONE:

WWQSN087045

PRODUCT CODE
(located in the table for the product)

K916E1

CONIGURATION CODE
(supplemented by hand)

Cable Type

W – straight cable with plug
P – straight cable without plug
U – spiral cable with plug

Example Configuration

K 916 E1 P

Package code Plate color code Connection code Cable Type code
K - carton box

Epoxy primer

E – Code of epoxy primer is an extra processes.

WZQSN087045 K916S1 **E** — Extra processes or additions code

Quadrus Slim One



Legend



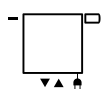
Radiator available in a "water" version.



Radiator suitable for dual fuel connection. Electric heating element can be installed.



Radiator available in electric only version. It comes prefilled with a 'heating medium' and equipped with a heating element. All tested and ready to use.



Connection types dedicated for this radiator. The icon shows the flow and return connections for the radiator as well as the thermostatic valve and heating element position if applicable.



Suggested heating element power output for electric and dual fuel versions.



Weight.



Capacity.



Available in chrome finish.



No additional payment for a color.